



MINISTRY OF
THE ECONOMY
AND INNOVATION

LITHUANIA – GREECE: COOPERATION AND BUSINESS OPPORTUNITIES

Jovita Neliupšienė
Vice-Minister of the Economy and Innovation
of the Republic of Lithuania

www.vilnius-tourism.lt

Lithuania: globally ranked player

1st

in the EU for real GDP per capita growth since 2000¹

0.8%

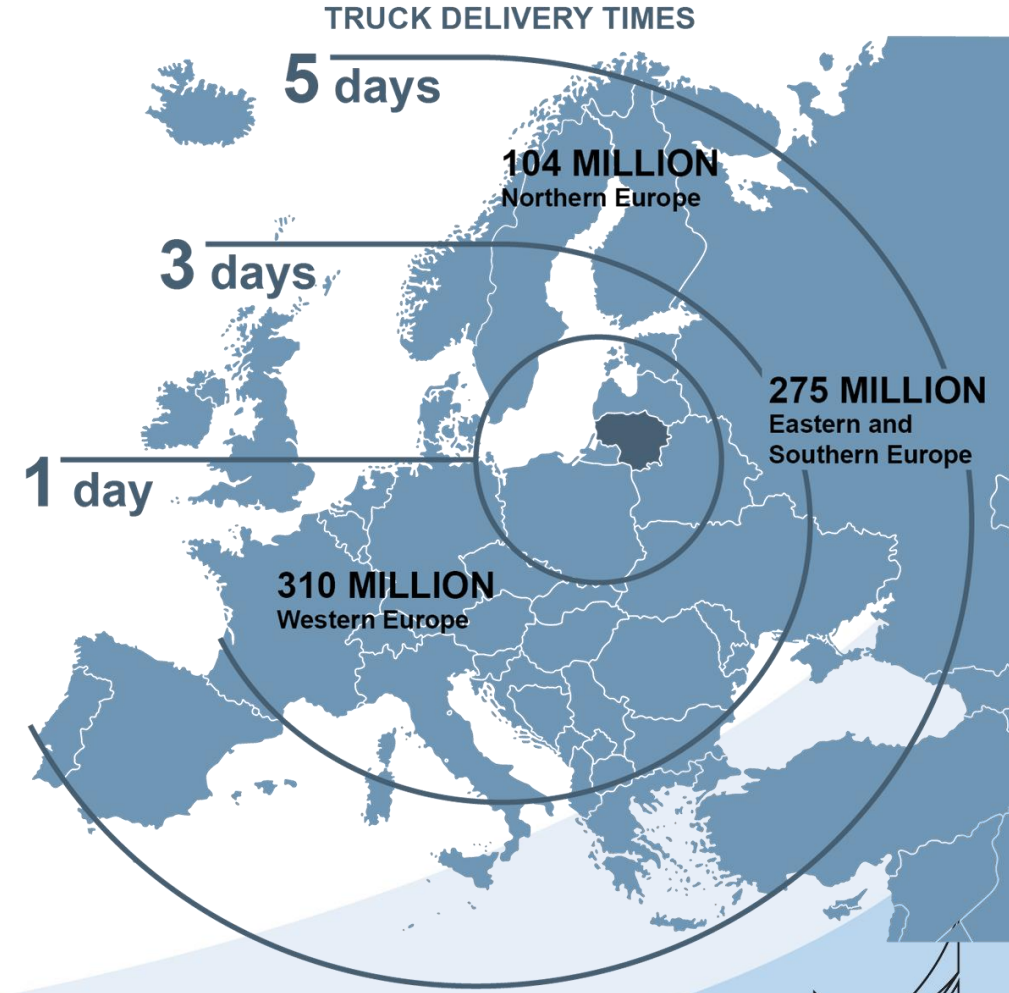
Lithuanian economy contraction in 2020²

Population³	2.79 million
-------------------------------	--------------

GDP per capita	17.46 k
-----------------------	---------

Labour pool	1.5 million
--------------------	-------------

Unemployment	8.5 %
---------------------	-------



Part of the
Eurozone
since 2015



Part of the
OECD since
2018



Part of the **EU**
and **NATO**
since 2004



MINISTRY OF
THE ECONOMY
AND INNOVATION

1: Eurostat, 2020

2: Against the respective period of 2019

3: Statistics Lithuania, 2021

Innovation driven

50%

of global laser market
(ultrashort impulses)

5x

startups increase
in 5 years

20%

high-tech engineering
industry export growth*


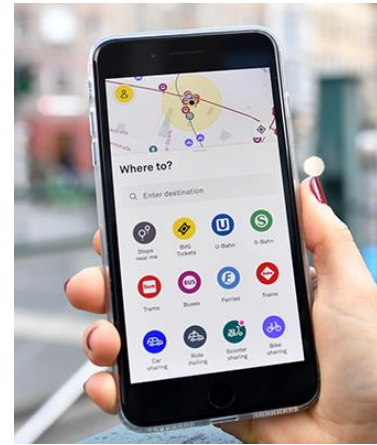
Future mobility



Trafi I>>



ELINTA



Life Sciences

5x

expected increase in GDP by 2030

25%

fastest annual sector growth in the EU¹

90%

of products are being exported²

Main export destinations¹



Booming startup ecosystem



CONSTANTLY
GROWING
ECOSYSTEM



FINTECH-FRIENDLY
DESTINATION – only 3
months to get a license



DEVELOPED
INFRASTRUCTURE (tech
parks, hubs, sandboxes)

16th

in the Global Startup
Ecosystems Ranking³

Key facts:

1050+

Startups in a country with 2,8 million people ¹

12.300

Talents working in startups ²

1

Unicorn

Vinted

320+

Million EUR of investments in 2021

70+

Startups relocated to Lithuania using
Startup Visa

Source 1: Startup Lithuania

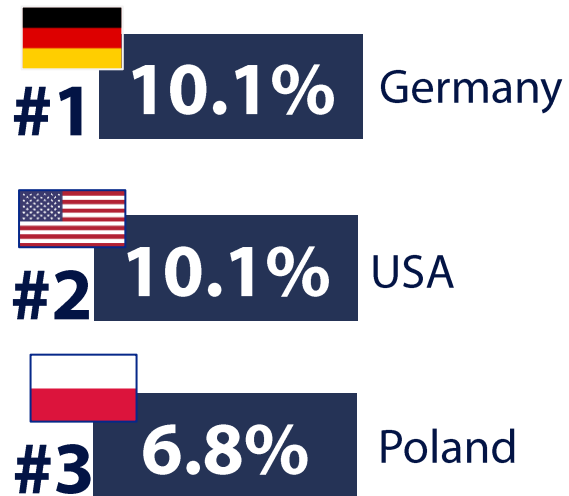
Source 2: Unicorns.lt

Source 3: Startup Blink

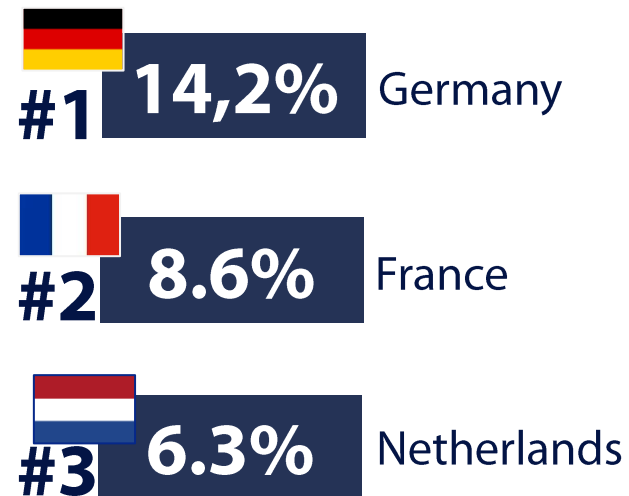
Export of goods and services

TOP export markets

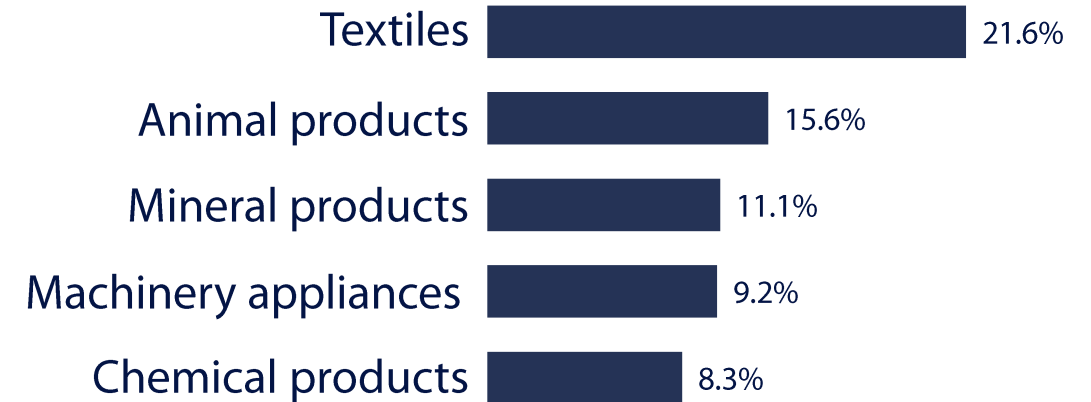
Goods, 2021 Q1-Q2*



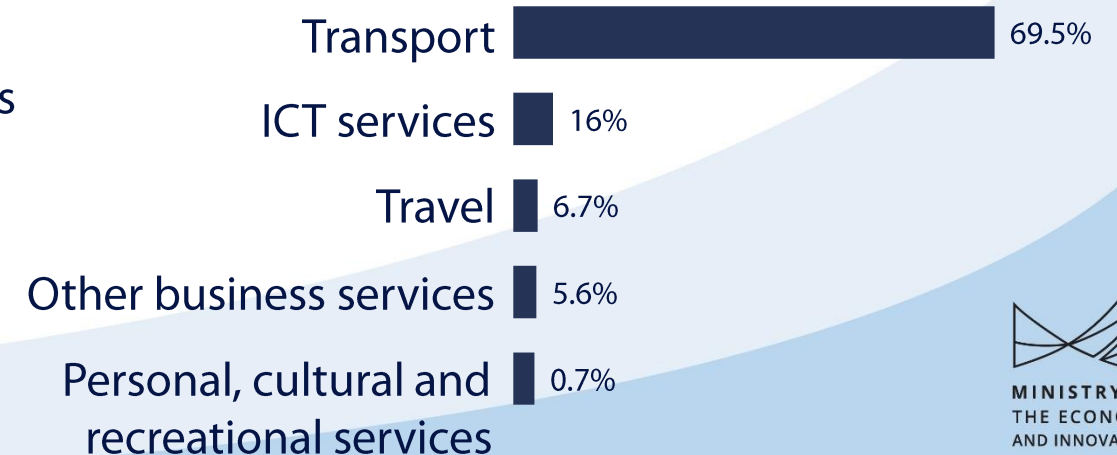
Services, 2021 Q1*



Lithuanian goods: Greece, 2021 Q1-Q2*

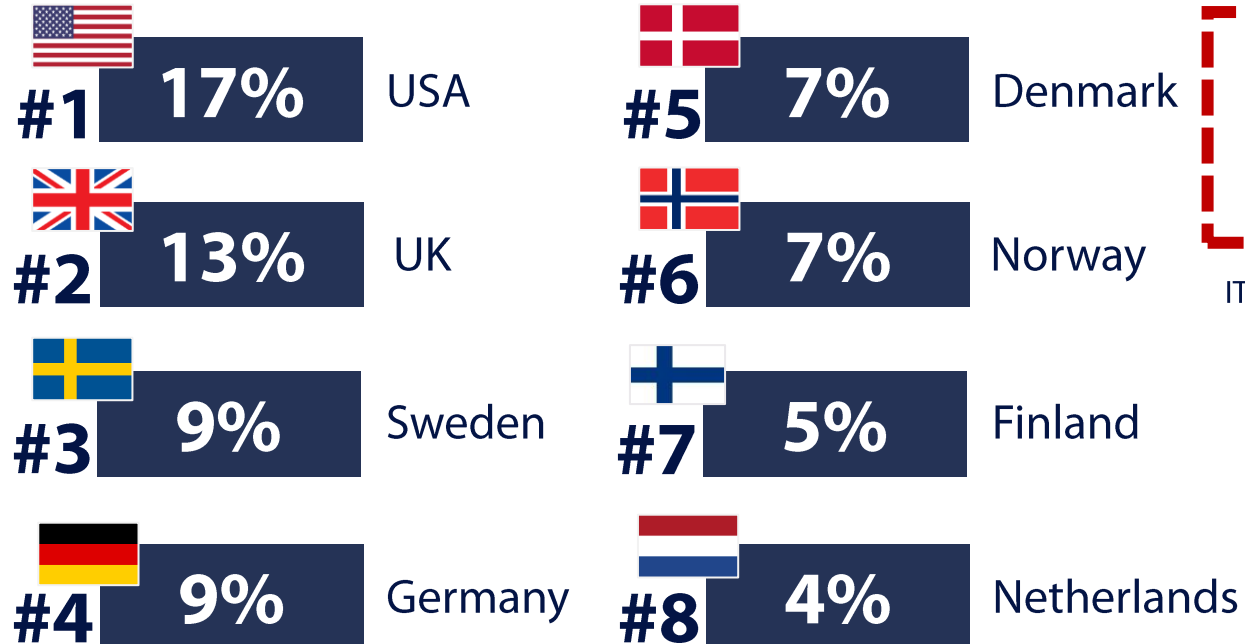


Lithuanian services: Greece, 2021 Q1*

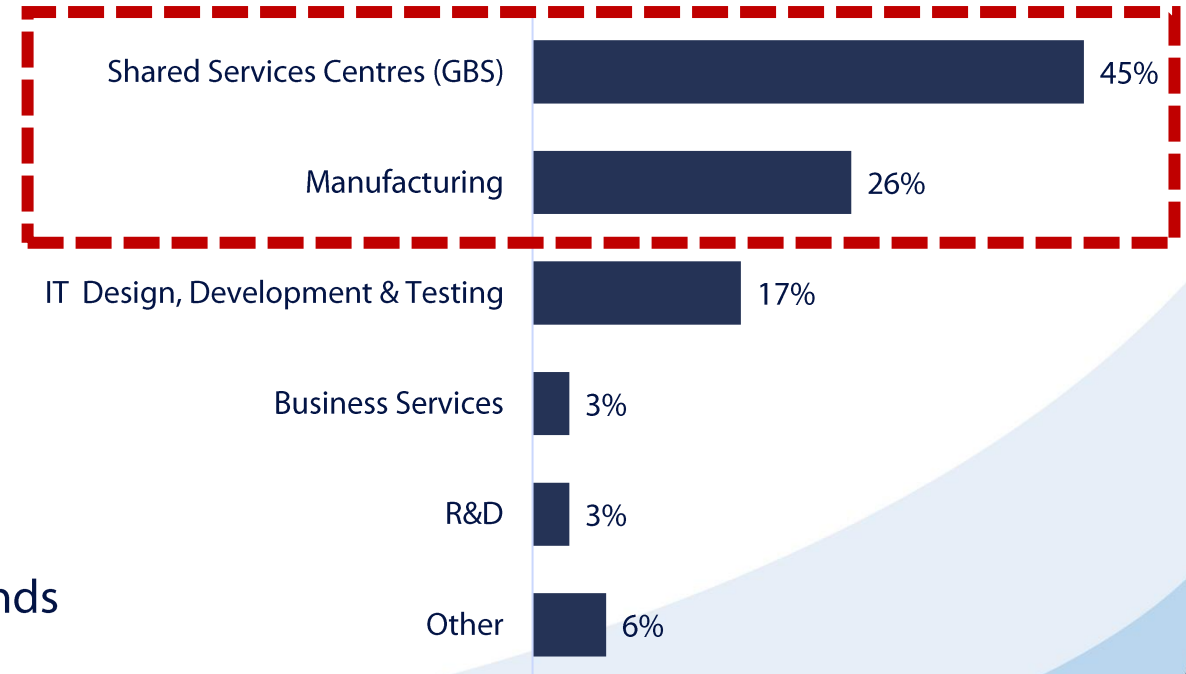


Performance in FDI (2010 – 2020)

TOP investing countries by share of total projects

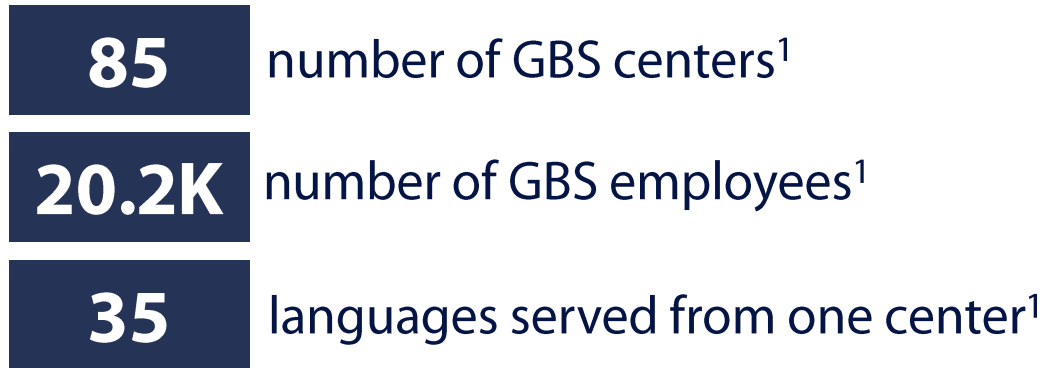


TOP business activities according to jobs planned



Global Business Services (GBS)

TOP 3 most common functions performed at the GBS centers:¹



Most popular languages:



Manufacturing

20%

of Lithuania's GDP

64%

of production is exported


16%

of workforce employed in the manufacturing sector

27%

of jobs established in foreign companies

Main export destinations¹



'Green corridor' for large-scale investment projects

Eligible projects

Manufacturing



Data processing



Internet server hosting



Any location
in Lithuania



Contract with
the Government

Project criteria



Investment of
≥ EUR 20 M CAPEX*



Creating
≥ 150 FTE*



Employee retention
for ≥ 5 years

What we offer



Project of national
significance



Governmental
project coordinator



Corporate tax
for 20 years



Rapid construction
permits



Streamlined
migration process



Administrative
decision in 3 days



Tailored study
programmes



≥ EUR 100 M CAPEX
extra incentives



Simplified territorial
planning



Faster infrastructure
development

*In Vilnius: invest ≥ EUR 30 M CAPEX and employ ≥ 200 FTE
More info is available at: <https://eimin.lrv.lt/en/green-corridor>

THANK YOU!



MINISTRY OF
THE ECONOMY
AND INNOVATION